



Lesson 1: Money Matters

SORT IT OUT

Name: _____

Directions: Take a group of items and sort them into two categories. Write the category name on the T-chart below. Write the items under each label.

CATEGORY: Yellow	CATEGORY: Blue
sunflower lemon banana	blueberry blue jay jeans

CATEGORY:	CATEGORY:



Lesson 1: Money Matters

TRADE-OFFS

Name: _____

Every decision you make has an **opportunity cost**. An opportunity cost is the trade-off of making one choice over another? For example, if you choose to play outside, you might be giving up the opportunity to read a book indoors. If you only have \$3 and choose to buy a notebook with the money, you give up the opportunity to buy something else, such as pencils or a pack of gum.

Directions: Think about a time you gave up one choice for another. Then fill in your answers to each statement or question below.

1. Describe a time you had to make one choice over another.

2. What did you choose?

3. What opportunity did you give up?

4. Why did you make that choice?

5. How did you feel about your decision? Why?



Lesson 1: Money Matters

MONEY SMART BOOK

Name: _____

Directions: What Money Smart lesson did you learn today? Write the lesson's topic and what you learned on the lines below. Then draw a picture about it in the "Draw About It" box.

Topic: _____

Draw About It

Write About It



Lesson 2: Get Set for Goals

SHORT- AND LONG-TERM GOALS

Name: _____

A **short-term goal** is something you want to achieve soon, such as in two weeks or a few months. A **long-term goal** is something you want to achieve in the future—in one year, five years, or when you are an adult.

Directions: Read each situation below. Then answer the questions that follow.

Situation A: Ella, age 8, has been working on her basketball skills. She wants to challenge her older brother to a game next month. He is in middle school and plays on the basketball team. Ella is planning to try out for the basketball team when she gets to middle school.

1. What is Ella's short-term goal?

2. What is Ella's long-term goal?

3. How might Ella reach her goals?

Situation B: Max is learning to speak French so he can talk to his relatives in France. He wants to get a good grade on his French test next week. When Max is older, he wants to visit France to meet his relatives.

1. What is Max's short-term goal?

2. What is Max's long-term goal?

3. How might Max reach his goals?



Lesson 2: Get Set for Goals

WHAT ARE YOUR GOALS?

Name: _____

A **short-term goal** is something you want to achieve soon, such as in two weeks or a few months. A **long-term goal** is something you want to achieve in the future— in one year, five years, or when you're an adult.

Directions: Write some of your short-term and long-term goals in the chart below. Then answer the questions that follow.

Short-Term Goal	Long-Term Goal

1. What is your most important short-term goal?

A. When do you want to reach that goal?

B. How might you reach that goal?

2. What is your most important long-term goal?

A. When do you want to reach that goal?

B. How might you reach that goal?



Lesson 2: Get Set for Goals

SAVING TOGETHER

Name: _____

A savings goal is the amount of money you plan to save in order to buy something. A short-term savings goal is an amount you are saving in order to buy something very soon, such as in two weeks or a few months. A long-term savings goal is an amount you are saving in order to buy something in the future, such as in one year, five years, or more.

Directions: Read each situation below. Then answer the questions that follow.

Situation: Jake and his sister, Anna, are saving their money for a tablet computer. The one they want costs \$150. Jake has \$20 so far and Anna has \$10. They want to buy the computer in one year.

1. What savings goal have Jake and Anna set?
2. When do they want to reach their goal?
3. Is the goal a short-term or long-term one?
4. How much more money do they need to reach the goal? (Please show your math.)
5. If they split the cost in half, how much will each child pay? (Please show your math.)
6. What might they do to reach their savings goals?



Lesson 2: Get Set for Goals

SAVINGS GOALS

Name: _____

Directions: Complete the sentences below to help reach your savings goals.

My Short-Term Savings Goal

1. What is something you are saving for in the short term?

2. Is it a want or a need?

3. How much money does it cost (your savings goal)?

4. How much money do you plan to save each week to reach your savings goal?

5. How many weeks do you need to save to reach your savings goal?

My Long-Term Savings Goal

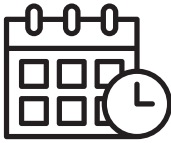
1. What is something you are saving for in the long term?

2. Is it a want or a need?

3. How much money does it cost (your savings goal)?

4. How much money do you plan to save each week to reach your savings goal?

5. How many weeks do you need to save to reach your savings goal?



Lesson 3: Make a Plan

JAKE'S BUDGET

Name: _____

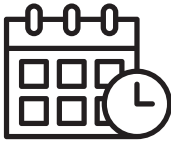
A **budget** is to write down your **income** (the money you expect to make), your **expenses** (the money you expect to spend), and your **savings** (the money you expect to save).

Directions: Jake is a grown-up. Study Jake's budget add up the total expenses.

Monthly Income \$1,800

Monthly Expenses	
Rent	\$910
Car payments	\$410
Food	\$200
Gasoline	\$100
Total	\$
Monthly Savings	\$180

1. How much money does Jake put into his savings each month?
2. What is Jake's monthly income?
3. How much money does Jake spend on rent each month?
4. How much money in all does Jake spend on his car payments and gasoline?
(Please show your math.)
5. How much money could Jake add to his monthly savings if he spent only \$175 on food?
(Please show your math.)
6. What other expenses might Jake need to add to his budget?



Lesson 3: Make a Plan

FINISH THAT BUDGET!

Name: _____

A **budget** is a spending plan to help you manage your money. Part of making a budget is to write down the money you expect to make (**income**), and the money you expect to spend (**expenses**). Some expenses repeat each month, such as rent and food.

Directions: Read about Kayla’s income and expenses. Then help complete the budget and answer the questions below.

Kayla is 11 years old. She earns \$8 a month by taking care of her younger brother while her father cleans the house. The neighbors pay her \$2 a month to collect the mail while they are away. Each month, Kayla spends \$9 on snacks and school supplies. She also puts \$1 a month into her savings.

1. If Kayla puts only 75 cents into her monthly savings, how much money would she have left over to spend each month? (Please show your math.)

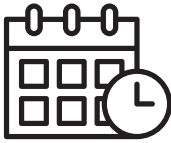
2. According to the budget, how much will Kayla have in savings after a year? (Please show your math.)

3. How might Kayla save more money?

Kayla’s Budget

Monthly Income (Money She Expects to Make)	
Taking care of younger brother	\$
Getting the neighbor’s mail	\$
TOTAL	\$

Monthly Expenses (Money She Expects to Spend)	
Snacks and supplies	\$
TOTAL	\$
Monthly Savings	\$



Lesson 3: Make a Plan MY BUDGET!

Name: _____

A **budget** is a spending plan to help you manage your money. Part of making a budget is to write down the money you expect to make (**income**) and the money you expect to spend (**expenses**).

Directions: Create your own budget by writing down your income and expenses below. If you don't have any income or expenses, use the following numbers:

Monthly income total: \$15 Monthly expense total: \$8

's Budget	
Monthly Income (Money I Expect to Make)	
	\$
	\$
TOTAL	\$
Monthly Expenses (Money I Expect to Spend)	
	\$
	\$
TOTAL	\$
Monthly Savings	\$

1. According to the budget, how much will you have saved in a year?
(Please show your math.)

2. How might you save more money?



Lesson 4: Save Your Money

CALCULATE THE INTEREST

Name: _____

When you put money into a savings account, you are paid **interest**. It is the money you earn from lending money to the bank.

Directions: Read the scenario and the calculator chart below. Then fill in the circle for the best answer to each question.

Juan, age 10, has a savings account. He has \$100 saved so far. He wants to figure out how much interest he would receive if he saved more money. The amount of interest the bank pays changes often. Right now, Juan's bank pays a rate of 1%.

Calculator Chart

Money	Interest After a Year (based on rate of 1%)
\$100	\$1
\$200	\$2
\$300	\$3
\$400	\$4
\$500	\$5

1. If Juan saves \$200, how much interest would he receive after a year?

- 20 Cents \$1 \$2

2. If Juan saves \$300, how much money would he have in the bank at the end of the year?

- \$300 \$303 \$305

3. How much money would Juan need to save to receive \$8 of interest after a year?

- \$800 \$900 \$1,000



Lesson 4: Save Your Money

MONEY SMART BOOK COMIC STRIP

Name: _____

Directions: Draw a comic strip to show why it's useful to keep money in a bank.

TITLE	



Lesson 5: Which Way to Pay?

PAYMENT OPTIONS: TRUE OR FALSE?

Name: _____

When you put money into a savings account, you are paid **interest**. It is the money you earn from lending money to the bank.

Directions: How much do you know about different payment options? Read each statement and circle whether it is true or false

- | | | |
|---|------|-------|
| 1. Cash, credit, and debit are payment options. | True | False |
| 2. Some businesses only accept cash payments. | True | False |
| 3. Credit cards and debit cards are made of paper. | True | False |
| 4. When you pay with credit, you are borrowing money. | True | False |
| 5. If you use a credit card, you receive a yearly bill. | True | False |
| 6. Credit cards set no limits to how much you can spend. | True | False |
| 7. A debit card is linked to a person's checking account. | True | False |
| 8. A debit is money added to an account. | True | False |
| 9. Checks come in a small book called a checkbook. | True | False |
| 10. A check is piece of paper used for making a payment. | True | False |





Lesson 5: Which Way to Pay?

PAYMENT DECISIONS

Name: _____

People can make purchases using different payment options


Directions: Read each scenario and answer the questions that follow.

1. Jose and his mother are buying food at the grocery store. The total is \$65. Jose's mom has a credit card and \$40 cash in her wallet. **How should she pay for the food? Why?**

2. Ryan is buying a \$3 slice of pizza at a small restaurant. The sign in the store says "cash only." Ryan has a credit card and \$5 cash. **Which payment option should he use? Why?**

3. Sera is in college. She has a debit card and \$24 cash in her wallet. She has \$120 in her checking account. Sera needs a new pair of sneakers and finds a pair she likes for \$55. **Which payment option should she use? Why?**

4. Tim needs to pay for an expensive car repair. The total is \$2,300. Tim has a credit card and a debit card in his wallet. He has \$2,800 in his checking account. His credit card limit is \$3,000 and he has already charged \$800. **Which payment option should he use? Why?** (Please show your math.)



Lesson 5: Which Way to Pay?

TEST YOUR PAYMENT KNOWLEDGE

Name: _____

Directions: How much did you learn about payment options and identity theft? Circle the best answer to each statement or question below.

1. You need to buy new shoes. Which two ways can you pay if you want the money to come out of your checking account?
a. checks and debit cards b. debit and credit cards c. credit cards and checks
2. Since you have a credit card, you receive a statement every. The statement is a record of what you bought and the payment due.
a. day b. week c. month
3. People say you are trustworthy. You always pay back the money you borrow. Which payment option is the same as borrowing money?
a. paying by check b. using a debit card c. using a credit card
4. Sometimes, you choose to fill out a paper form to make a payment. That paper form is called a
a. debt b. check c. credit
5. You just learned about identity theft. What advice would you give to someone who asks how to prevent it?
a. Only pay for things with cash or checks.
b. Keep your personal information private.
c. Never borrow money from a close friend.



Lesson 6: Get Invested

COMPLETE THE STORY

Name: _____

Directions: Read the passage and fill in each blank with the correct word from the word box.

WORD BOX				
lose	bond	stocks	CD	goals
profit	company	interest	wisely	invest

My friend Ty is always talking about his long-term money _____.

He plans to manage his money _____. When he is older, he

wants to _____ money in several places. First, he says he'll buy

a _____ from the bank so he can earn _____.

He may also buy a _____ from the government. Later, he

is going to buy _____ so he can own shares of a company.

If the company makes a big _____, he could make a lot

of money! But if the _____ company does not, he could

_____ his money. Ty told me that's a risk he'll have to take.

One day he might even start his own _____.



Lesson 6: Get Invested

RISK AND RETURN

Name: _____

The goal of **investing** is to buy something to make money in the future. Some investments are more risky than others.

Directions: Read the three scenarios below. Then fill in the circle for the best answer to each question about investing money.

1. Keisha's mother wants to invest money, but she does not want to risk losing it. She knows that taking a low risk means she might not make that much money. But she is OK with that. What should she do?
 - Buy a CD or U.S. government bond.
 - Invest in stocks or any kind of bond.
 - Put a large amount of money in stocks.
2. If Juan saves \$300, how much money would he have in the bank at the end of the year?
 - Make sure you invest a lot of money. Then you can get rich quickly.
 - Do Some more research about stocks. You may also lose your money.
 - Sounds like a sure thing. You should start picking out your car today.
3. How much money would Juan need to save to receive \$8 of interest after a year?
 - A one-year or five-year CD
 - U.S. government bonds
 - Stocks and high-risk bonds



Lesson 7: It's Great to Donate

STORY PROBLEM: GIVING

Name: _____

Directions: Read the scenario below. Then answer the questions that follow.

Mr. Vega's class wants to donate money to a local animal shelter. Their giving goal is \$100. Students decide to make and sell animal magnets at \$2 a magnet, to raise the money. So far, they have sold \$64 worth of magnets. They spent \$24 on art supplies to make the magnets. The good news is that they have enough supplies left for the rest of the project.

1. How much money does the class want to raise?
2. How many magnets has the class sold so far? Show your math:
3. What profit have they made so far? (Hint: A profit is the total income minus the expenses.) Show your math:
4. How much more money do they need to raise to meet their goal? Show your math:
5. How many more magnets will they have to sell to reach their goal? Show your math:



Lesson 8: Career Choices

DIFFERENT JOBS

Name: _____

Directions: Below is a list of 12 different jobs and a description of each.

Read about each job. Check the box for each job that interests you. What other jobs can you name? List them below.

- Artist: creates visual or performance art
- Architect: plan and design houses, factories, buildings, and other structures.
- Biologist: studies living things in their natural habitats
- Chef: oversee the daily food preparation at restaurants and other places
- Environmental Scientist: conduct research to protect the environment
- Entrepreneur: starts and runs a business providing a product or service
- Fashion Designer: create original clothing, accessories, and footwear
- Financial Analyst: make recommendations about investments
- Lawyer: help people who need legal advice
- Mechanical Engineer: designs, builds, and tests machines
- Nurse: care for patients and administer medicine.
- Pharmacist: dispense prescription medications to patients
- Social Worker: help people solve and cope with problems in their lives
- Social Media Marketer: designs marketing communications for businesses
- Veterinarian: diagnose, treat, and research medical conditions of animals
- Web Developer: design and create websites



Lesson 8: Career Choices

INTEREST SURVEY

Name: _____

Directions: Put a check in the box next to statements that describe you. Then write down any other interests and skills (things you are good at) on the lines below. When you are done, use the information to research different career choices based on your interests.

- I care about people and their problems.
- I enjoy taking care of animals.
- I like to design and build things.
- I enjoy being outdoors and studying nature.
- I like to take things apart to figure out how they work.
- I am interested in taking care of the environment.
- I enjoy using computers and learning new programs.
- I am good at math and like to solve problems.
- I like figuring out the answers to complex problems.
- I am good at drawing, and interested in art.

What other interests and skills do you have that are not on the list?



Lesson 8: Career Choices

SALARY AND EDUCATION

Name: _____

Directions: Read the information below about the salary and college education.

Career	Average Salary	Level of Higher Education
Pharmacist	\$124,170	Doctoral or professional degree
Mechanical Engineer	\$85,880	Bachelor's degree
Statistician	\$84,760	Master's degree
Architect	\$78,470	Bachelor's degree
Web Developer	\$67,990	Associate's degree

Source: U.S. Bureau of Labor Statistics

1. What kind of degree does a statistician need?
 - a. Associate's
 - b. Bachelor's
 - c. Master's
2. On average, how much more does a pharmacist make than a web developer?
3. What do the jobs listed above have in common?



Lesson 7: It's Great to Donate

GIVING PLAN AND BUDGET

Name: _____

A **budget** is a spending plan to help you manage your money. You can make giving part of your budget.

Directions: Use the worksheet below to help put your giving plan into action. First, decide how you will raise the money and how much you want to give. Then fill in the money you expect to make and your expenses (money you will spend).

Giving (Money We Expect to Give)	
_____	\$ _____
_____	\$ _____
_____	\$ _____
Total	\$ _____
Income (Money We Expect to Make)	
_____	\$ _____
_____	\$ _____
_____	\$ _____
Total	\$ _____
Expenses (Money We Expect to Spend)	
_____	\$ _____
_____	\$ _____
_____	\$ _____
Total	\$ _____